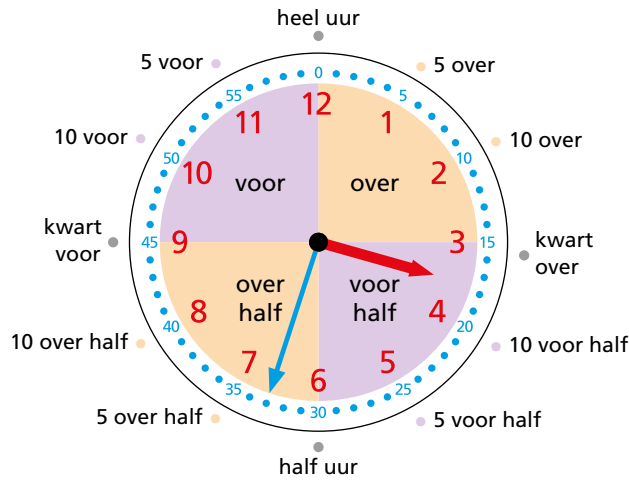


Extra oefenen analoge klok aflezen

Lesdoel 1: Ik kan de analoge klok op de minuut aflezen.

voorbeeld

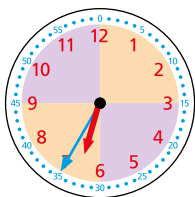


3 minuten over half 4

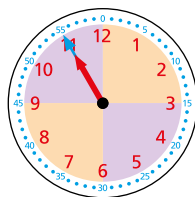
- 1 Kijk naar het vak waar de blauwe grote wijzer staat. **over half**
- 2 Is het voor of over het uur, tel dan het aantal minuten voor het uur of over het uur. Is het voor half of over het half uur, tel dan het aantal minuten voor het half uur of over het half uur. **3 minuten over half**
- 3 Kijk naar de rode kleine wijzer en de uren in het rood. **tussen 3 en 4 uur**
- 4 Lees de tijd af. **3 minuten over half 4**

1

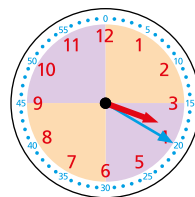
Hoe laat is het?



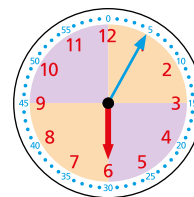
\_\_\_ minuten



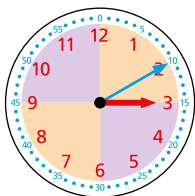
\_\_\_ minuten



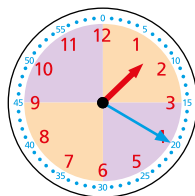
\_\_\_ minuten



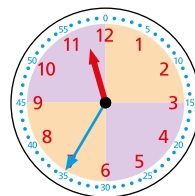
\_\_\_ minuten



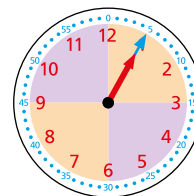
\_\_\_ minuten



\_\_\_ minuten

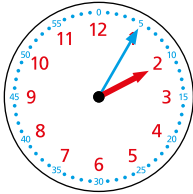


\_\_\_ minuten



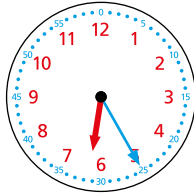
\_\_\_ minuten

**2** Hoe laat is het? Kleur de goede hokjes en schrijf de tijd op.

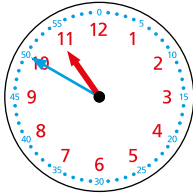


5	voor
10	over

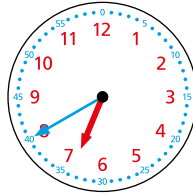
2



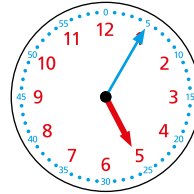
5	voor
10	over



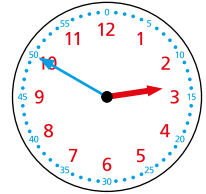
5	voor
10	over



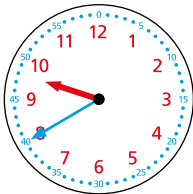
5	voor
10	over



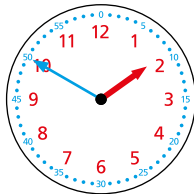
5	voor
10	over



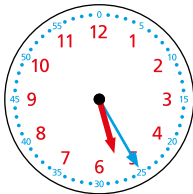
5	voor
10	over



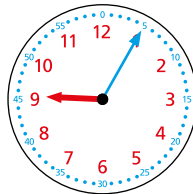
5	voor
10	over



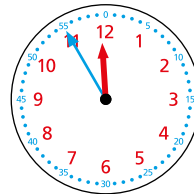
5	voor
10	over



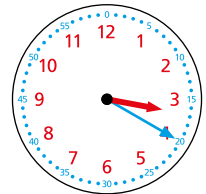
5	voor
10	over



5	voor
10	over

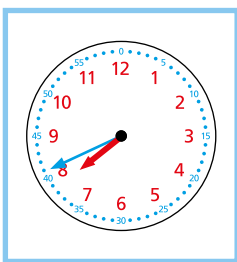


5	voor
10	over




5	voor
10	over

**3** Hoe laat is het? Verbind de klok met dezelfde tijd.




13 minuten  
over 3




7 minuten  
voor 10



6 minuten  
voor half 1

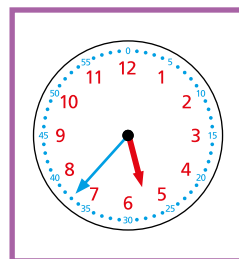
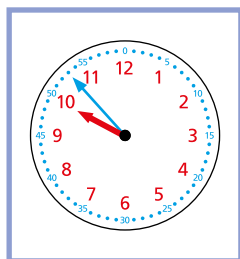
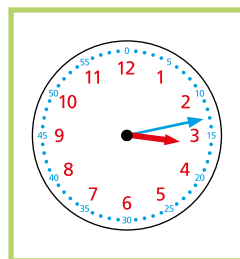


11 minuten  
over half 8



8 minuten  
voor 2

7 minuten  
over half 6



11 minuten  
over 5

4

Hoe laat is het?



\_\_\_ minuten

\_\_\_\_\_



\_\_\_ minuten

\_\_\_\_\_



\_\_\_ minuten

\_\_\_\_\_



\_\_\_ minuten

\_\_\_\_\_



\_\_\_ minuten

\_\_\_\_\_



\_\_\_ minuten

\_\_\_\_\_



\_\_\_ minuten

\_\_\_\_\_



\_\_\_ minuten

\_\_\_\_\_



\_\_\_ minuten

\_\_\_\_\_



\_\_\_ minuten

\_\_\_\_\_



\_\_\_ minuten

\_\_\_\_\_



\_\_\_ minuten

\_\_\_\_\_



\_\_\_ minuten

\_\_\_\_\_



\_\_\_ minuten

\_\_\_\_\_



\_\_\_ minuten

\_\_\_\_\_

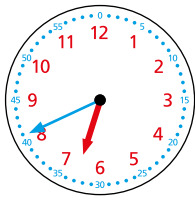


\_\_\_ minuten

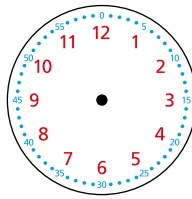
\_\_\_\_\_

# 5

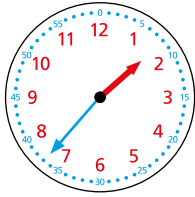
Hoe laat is het? Reken uit. Teken de wijzers en schrijf de tijd op.



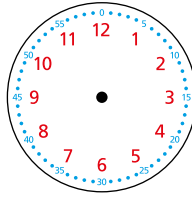
26 minuten later



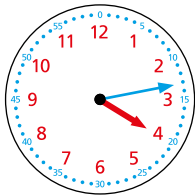
\_\_\_\_\_ minuten \_\_\_\_\_



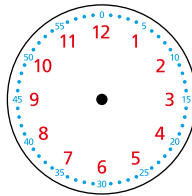
32 minuten later



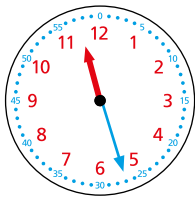
\_\_\_\_\_ minuten \_\_\_\_\_



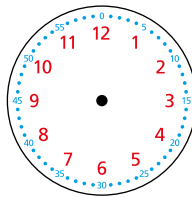
14 minuten later



\_\_\_\_\_ minuten \_\_\_\_\_



41 minuten later



\_\_\_\_\_ minuten \_\_\_\_\_

# 6

Vul de letters in van vroeg naar laat.

12 minuten voor half 5	w
7 minuten over half 6	l
13 minuten voor half 6	k
2 minuten voor 5	n


1 minuut voor 6	o
6 minuten over half 5	a
8 minuten over 6	k
13 minuten over 5	d

Van vroeg naar laat: 

--	--	--	--	--	--	--	--

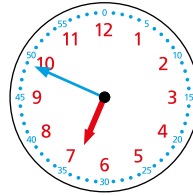
check out

Hoe laat is het?



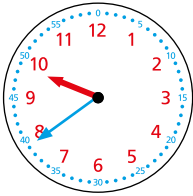
\_\_\_ minuten

\_\_\_\_\_



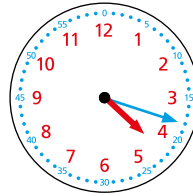
\_\_\_ minuten

\_\_\_\_\_



\_\_\_ minuten

\_\_\_\_\_



\_\_\_ minuten

\_\_\_\_\_

